


Wulian[®]

ISO9001: 2008 Certified

Smart Gateway (LAN)

WG-ZGWMDPB-G100-02

User Manual



©2016 Nanjing IoT Sensor Technology Co., Ltd.

Publication Number: 2016-0510.V01

Welcome to Use Smart Gateway (LAN)

- **Wulian** is the registered trademark of Nanjing IoT Sensor Technology Co., Ltd. All the other product names or trademarks mentioned in the manual belong to the trademarks or registered trademarks of the respective possessors.
- Please read this manual carefully to ensure proper and safe use.
- Smart Gateway (LAN) (hereinafter referred as “this product”) is Smart Home core product manufactured by Nanjing IoT Sensor Technology Co., Ltd. (hereinafter referred as “Wulian”). This product shall be used with Smart Home App as well as supplied accessories. Wulian is not responsible for any loss due to improper installation or usage of this product.
- Wulian will update product information in this manual anytime without prior notice. Please pay attention to our information timely and download Smart Home App with the latest edition.
- Without specific written permission from our company, no individuals or companies can copy the content or part of the content in this manual, or use the registered trademark of our company. We will investigate for the legal responsibility of individuals or companies for illegal use of our trademark.
- Welcome to visit Wulian official website www.wuliangroup.com for more information.

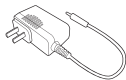
Features

- Support IEEE 802.15.4 (ZigBee/SmartRoom) protocol.
- The gateway adopts standard Ethernet Port to connect smart home system to the LAN or the Internet and realize safe and reliable wireless communication and data transmission.
- It supports various types of IEC standard power adapters and can be applied to more than 150 countries and regions.
- Through Smart Home App, user can easily control many devices based on ZigBee protocol.
- Users can customize scene to realize linkage with several devices.
- Exquisite design, fit to all decoration styles.
- Made of high shock-resistance and heat-resistance material, shell is sturdy and durable.


Packing List



Smart Gateway (LAN)*1



AC/DC Adapter*1
(Picture for national standard)

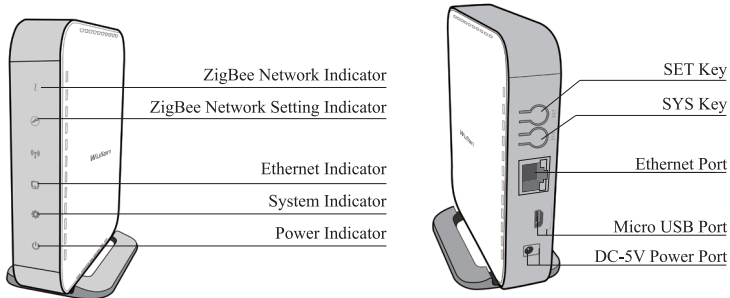


Manual*1



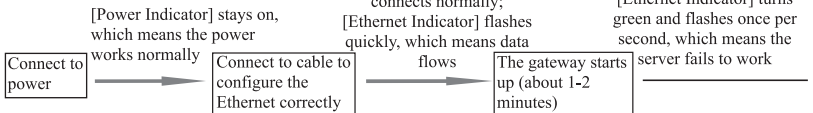
Guarantee Card*1

Function Illustration

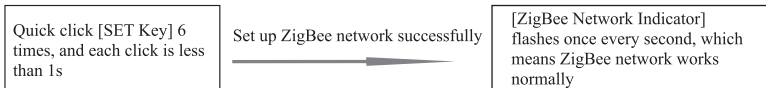


Network Setting

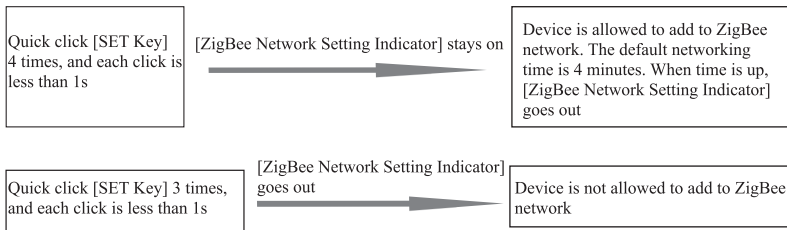
Step1: Connect to Sever



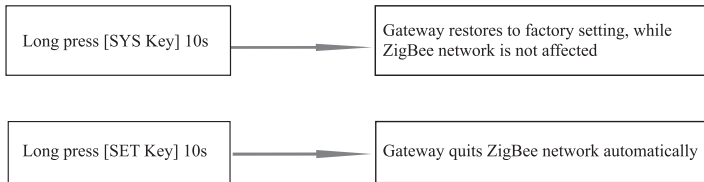
Step2: Set up ZigBee Network for the First Time



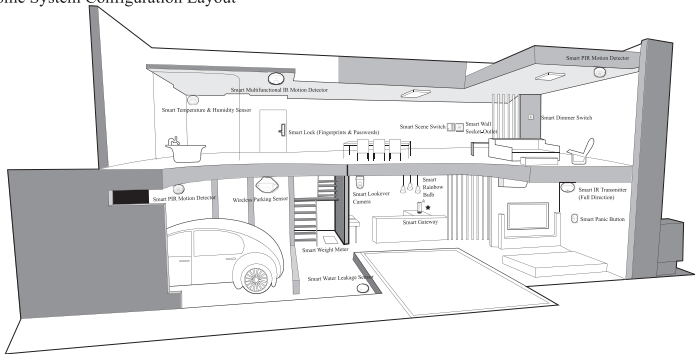
Step3: Add to ZigBee Network



Step 4: Quit ZigBee Network



Smart Home System Configuration Layout



Cautions

- For the first use, open Smart Home App to log in gateway. Users can input gateway ID or scan QR code (both at bottom of product). Original password is the last six numbers of gateway ID (Please modify the password in time).
- Keep this product away from interference source, for example, washing machine, microwave oven, refrigerator, router, etc., or its working sensitivity and performance may be affected.
- To make the gateway obtain the best communication range, please put the product in the open position, avoiding placing it in the area surrounded by three sides of metal.
- Please put the product on the table or ventilated surface, instead of placing it on the carpet or other soft material, so as not to affect the ventilation and heat dissipation.
- This product should be installed in dry and clean place to prevent inner component from dampness or other debris.
- When the product surface is stained with dust, please clean it by dry cloth; It is forbidden to clean it by corrosive cleaning fluid or chemical solvent.
- Please come to qualified agents or customer service for specific installation.
- Please do not disassemble or refit this product or its accessories.
- If the product breaks down, please send it to local service center for repair or contact our customer service staff. Non-professionals cannot handle it personally.

Fault Diagnosis

No.	Question	Solution
1	How to deal with it when indicator and setting indicator fails to work normally?	Please confirm this product is connected to power normally and works with matched power adapter.
2	How to deal with it when forgetting password for logging on gateway?	Please try to restore to factory setting. When gateway is with power on, long press SYS key 10s. System indicator goes out means it restores to factory setting successfully. (Restoring to factory settings will empty all the configuration data in gateway, please be careful)
3	How to deal with it when gateway is not online when logging in on the App client?	① Confirm network works normally. ② Confirm network indicator of gateway works normally. ③ If network and gateway work normally, please shut down power, and then restart gateway. If above solutions do not work, please contact us.
4	How to deal with it when this product is not displayed on the device list after device adds gateway, and indicator shows joining network successfully?	① Quit network first, and then add specified gateway. ② Confirm gateway version, please join network and restart gateway to update to latest version. If above solutions fails to work, please contact us.

Software Download

Option A: Download the latest smart App by scanning QR code on the package box of this product.

Option B: iOS user can download the App by searching "Wulian Smart Home" in "App Store".
Android user can download the App by searching "Wulian Smart Home" in "Google Play".

Warm prompt: For the first use, please download smart home App and read user manual carefully. Please pay attention to Wulian information to download the latest App in time.

Electrical Parameter

Communication Protocol	IEEE 802.15.4 ZigBee/SmartRoom、 IEEE 802.11 b/g/n
Antenna Type	PCB Antenna
Power Parameter	DC 5V 1A AC/DC Adapter
Overall Power Consumption	≤3W
Cable Access Mode	10/100M Adaptive Ethernet WAN port
Communication Distance	500m (Visible)
Working Frequency	IEEE 802.15.4 2405 ~ 2480MHz
Transmission Speed	IEEE 802.15.4 Max. 250Kbps
ROM Type and Capacity	FLASH 16MB
Memory Type and Capacity	SDRAM 32MB

Structure Parameter

Overall Size (Diameter* Thickness)	127x111x56(mm)
Material & Color	PC, Black
Flame Retardant Rating	UL94 V-2
Working Temperature	-10℃~+45℃
Working Humidity	≤95%RH(Noncondensing)
Installation Method	Mobile
Net Weight (g)	160g
Storage Temperature	-20℃~+60℃

Purchasing Information

Product Name	Smart Gateway (LAN)
Model	WG-ZGWMDPB-G100-02
Material & Color	PC, Black

No. 15, Fengji Road, Yuhuatai District, Nanjing, Jiangsu Province, China

Email: overseas@wuliangroup.com

Service Line: +86-400 889 2891

Official Website: www.wuliangroup.com